

U Learn Chinese® At a Glance

简要说明

Objective

- Saying hello, goodbye and thank you
- Asking how somebody is
- Welcoming friends and classmates



Welcome!

xuē zhōngwén
hello
how are you?
I'm very well
and you?
also
welcome
thank you

nǐ hǎo
你好
nǐ hǎo ma?
你好吗?
wǒ hěn hǎo
我很好
nǐ ne?
你呢?
yě hǎo
也很好
huāngqīng!
黄庆青
nǐ hǎo ma?
你好吗?
wǒ hěn hǎo.
你好。
nǐ ne?
你呢?
wǒ yě hěn hǎo.
我也很好。

The week xīng qī 星期

Zhōngwén xīngqī?
中文星期?
Zhōngwén xīngqī?
中文星期?
Zhōngwén xīngqī?
中文星期?

Listen to each question and record your answer in the space provided.

Welcome to U Learn Chinese

Learn Chinese 学中文

Unit 1 汉字

hàn zì 汉字

character

Unit 1 汉字

Time & Presentation

hàn zì 汉字

character

不 bù not/no/negative

不 不 不 不

Score Report:

In this unit:
You have read: 32 item(s)
Haven't read: 0 item(s)
Tone 1 score: 47
Tone 2 score: 83
Tone 3 score: 92
Tone 4 score: 97
Neutral tone score: 73

Phoneme Score:

Phoneme	Score	Study Count
i	82	5
m	84	10
l	84	1
ong	86	11
uo	87	6
nan	88	5
h	89	14

U Learn Chinese Voice

Unit 1 汉字

Time & Presentation

hàn zì 汉字

character

More numbers: student's book page 96
The teacher now introduces the numbers 11 - 20.

It is important to emphasise to students that these numbers are a compound of shí + yíet.

Activities
The teacher could use a selection of the number games mentioned at the start of this unit to reinforce learning.

Additional activities
Pelmanism cards and domino cards are available in the downloadable pack.

and tone accuracy in ULC Soundbook and ULC Voco.

More numbers: workbook page 120
Students colour the odd numbers in red.

Add up the robot: workbook page 121
Students add up the number characters that make up the robot and write their answer in the box.
Answer: 22
The teacher can point out that 22 is èrshíèr - students already know èrshí and they will rapidly grasp that the way to create other numbers follows the pattern they have already seen.

Can you say...?: student's book page 97
This page features only pinyin and allows the teacher and students to see

Match the characters with the words

Colour the balls in different colours and colour the matching lantern in the same colour as the ball.

Contents

ULearnChinese Student Book	2
《学中文》学生教材	2
ULearnChinese Workbook	3
《学中文》练习手册	3
ULearnChinese Teacher's Guide	4
《学中文》教师使用手册	4
ULearnChinese Chatter	5
《学中文》专用软件	5
ULearnChinese Soundbooth	6
《学中文》Soundbooth软件	6
ULearnChinese Voice	8
《学中文》YCT语音识别软件	8
Hanban Virtual Keyboard.....	9
汉办虚拟键盘	9
ULearnChinese Toolbox	10
《学中文》工具箱.....	10
Audio Files.....	11
音频文件	11
Animated GIFs	12
动画演示文件	12
Character worksheets	13
汉字练习页	13
PowerPoint presentations	14
PPT演示文件	14
ULearnChinese Web	15
《学中文》网	15
ULearnChinese Student Toolbox	16
《学中文》YCT一级版本第一册的工具箱CD.....	16

ULearnChinese 1-6 Hanban Approved Version is copyright Chinese Language Publishing Ltd and Hanban (Confucius Institute Headquarters). Permission is given to purchasers of the pack, or constituent parts, to photocopy, print from PDFs and install and copy software for use only within, or by students from, the purchasing institution. Purchasing institutions may also register on the web site to enable access to additional resources. Some additional resources on the web site will be made available under an Attribution-Non Commercial Share Alike licence for general use.

① 《学中文》（汉办认可版本）1到6册的版权属于汉语出版社有限公司和汉办（孔子学院总部）所有。允许套装教材或部分教材的购买者复印、打印PDF文档，在购买机构内部或为学生拷贝软件。购买机构在网站上注册，以便能够获取额外的资源。网站上的一些额外资源将在署名-非商业性使用相同方式共享许可的情况下提供使用。

U Learn Chinese Student Book

《学中文》学生教材




Each text book contains five units. Each unit introduces new YCT vocabulary and reinforces vocabulary already acquired. It is designed in A5 format so it can be opened flat on the desk without taking up too much room.

One book is provided in each master pack and copies can be purchased on the web site.

However, the text book is also provided as PDFs on the U Learn Chinese Toolbox CD so the book or selected pages can be printed locally.

每一册教材包括五个教学单元。每一个单元介绍新的YCT词汇，并复习已经学过的词汇。教材设计为A5大小尺寸，能够翻开，平放在课桌上，少占用空间。每套套装教材里有一本学生教材，额外的教材能够在网站上订购。但是《学中文》工具箱里的光盘上有教材的PDF文件，能够选择需要的页面当地打印。

Objective

-  Saying hello, goodbye and thank you
-  Asking how somebody is
-  Welcoming friends and classmates



Copyright © 2010 Chinese Language Pu

Welcome!

xué zhōngwén	
hello	nǐ hǎo 你好
how are you?	nǐ hǎo ma? 你好吗?
I'm very well	wǒ hěn hǎo 我很好
and you?	nǐ ne? 你呢?
also	yě 也
welcome	huānyíng 欢迎
thank you	xièxie 谢谢



Hanban Approved Version Copyright © 2010 Chinese Language Publishing Ltd. & Hanban (Confucius Institute Headquarters)

ULearnChinese Workbook

《学中文》练习手册

A master printed copy of the student workbook is provided for each pack. This can be photocopied or copies printed locally from the pdfs in the ULearnChinese Toolbox CD.

Additional workbooks can be purchased from the web site, www.ulearnchinese.eu, or individual pages can be printed as required by a teacher to provide a personalised course.

Students complete activities in the workbook according to the intentions of the teacher.

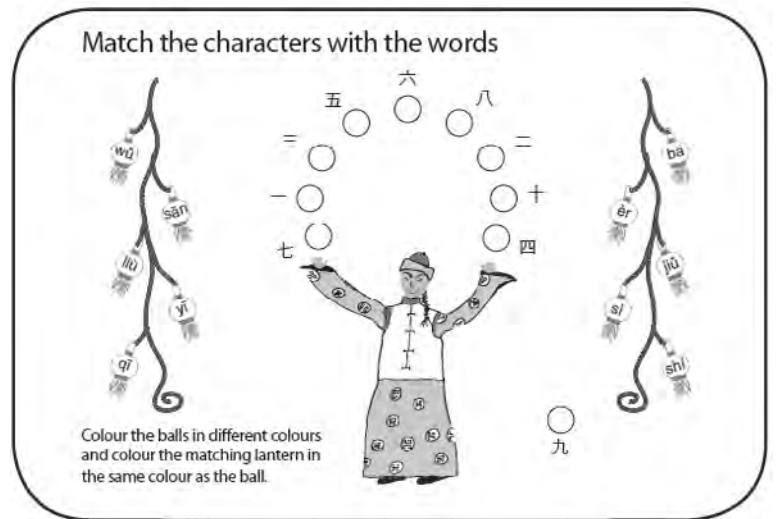
Each workbook is designed to complement the text book and the ULearnChinese teacher guide indicates how it should be used.

Each workbook has a variety of exercises, suitable for a wide age range: colouring in characters, wordsearch with both Chinese

characters and pinyin versions, word and character matching, character drawing, translation and writing, picture stories.

每套套装教材里包括一本学生练习手册。可以复印练习手册，也可以用《学中文》工具箱里CD上的PDF文件进行当地打印。额外的练习手册能够在《学中文》网站上订购，或者根据老师的要求，单独打印需要的练习页，

提供给定制的课程。学生根据老师的教学目的完成练习。每一册练习手册的内容设计与教材内容相互配合。《学中文》教师使用手册详细解释使用方法。每一册练习手册有各种各样的练习，适合不同的年龄阶段：汉字填色、汉字和拼音的搜索、汉字书写、翻译和写作、图解故事等。



Unit 4

丨 丨 丨 丨 丨 北 běi - north

北									
---	--	--	--	--	--	--	--	--	--

丶 丶 丶 丶 丶 京 京 京 jīng - capital

京									
---	--	--	--	--	--	--	--	--	--











ULearnChinese Teacher's Guide

《学中文》教师使用手册

The Teacher's Guide contains a summary of the objectives and key vocabulary for each unit with detailed teaching notes and suggestions for additional activities.






These activities can be used as required and always have references to the resources required and page numbers in the text book and work book .

A series of symbols on the pages of the Teacher's guide indicate where additional supporting resources can be found.

	audio track
	ULearnChinese Soundbooth
	ULearnChinese Voice
	Flashcards
	PowerPoint presentation
	Interactive PDF
	Animated gif
	Character drawing sheet
	Game
	Available in the download pack

教师使用手册包括每个单元的教学目标摘要和关键词汇，详细的教学说明，以及额外活动的建议。这些活动能够根据需求使用，并总是提供教材和练习手册中相关资源和页码的参考。教师使用手册里的系列符号指示什么地方可以获取额外的辅助资源。



More numbers: student's book page 96
The teacher now introduces the numbers 11 - 20.



It is important to emphasise to students that these numbers are a compound of *shí + yī* etc.

Activities
The teacher could use a selection of the number games mentioned at the start of this unit to reinforce learning.

Additional activities

Pelmanism cards and domino cards are available in the downloadable pack.

Students can practise their pronunciation

and tone accuracy in ULC Soundbooth and ULC Voice.

More numbers: workbook page 120
Students colour the odd numbers in yellow and the even numbers in red.

Add up the robot: workbook page 121
Students add up the number characters that make up the robot and write their answer in the box.

Answer: 22

The teacher can point out that 22 is *èrshíèr* - students already know *èrshí* and they will rapidly grasp that the way to create other numbers follows the pattern they have already seen.

Can you say...?: student's book page 97
This page features only pinyin and allows the teacher and students to see

ULearnChinese Chatter

《学中文》专用软件

The ULearnChinese Chatter CD contains three software programs to make studying Chinese more enjoyable and more effective. The CD will autorun on any Windows PC XP Service Pack 2, or later. Installation instructions can be found on the sleeve of the disc case and once installed a 'Help' file is available on the menu.

《学中文》专用软件CD包括三套软件，用来帮助学生愉快和高效地学习中文。CD将在任何Windows PC: XP SP 2或更高版本的系统里自动安装。CD封套上有详细的安装指示，一旦安装完毕，菜单里有“帮助”文件。



The installation menu enables the three supplied programs to be installed as required subject to the licence agreement.

依据要求的安装协议，在安装菜单里安装提供的软件。

ULearnChinese Soundbooth is the interactive language lab that enables learners to look at

graphics, listen to original audio and record their own voice. The recorded mp3 files are saved and can be assessed by a teacher. There is also text input in English and Pinyin using the in-built virtual keyboard.

《学中文》Soundbooth软件是一个互动的语言实验室，学习者能够观看图形、聆听原声录音，并录制他们自己的声音。录音以MP3格式保存，便于老师进行评估。使用内置的虚拟键盘能够输入英文和拼音。

ULearnChinese Voice is software that enables students to improve and achieve Chinese tone accuracy. Students listen to the original audio recording and then record their own voice. The recording is then analysed and their actual tones are superimposed over the correct tones.

《学中文》语音识别软件能够改善学生的发音，做到汉语声调的准确性。学生聆听原声录音，录制他们自己的发音。他们发音的分析和他们的声调将与正确的声调一起用图形的方式重叠显示。

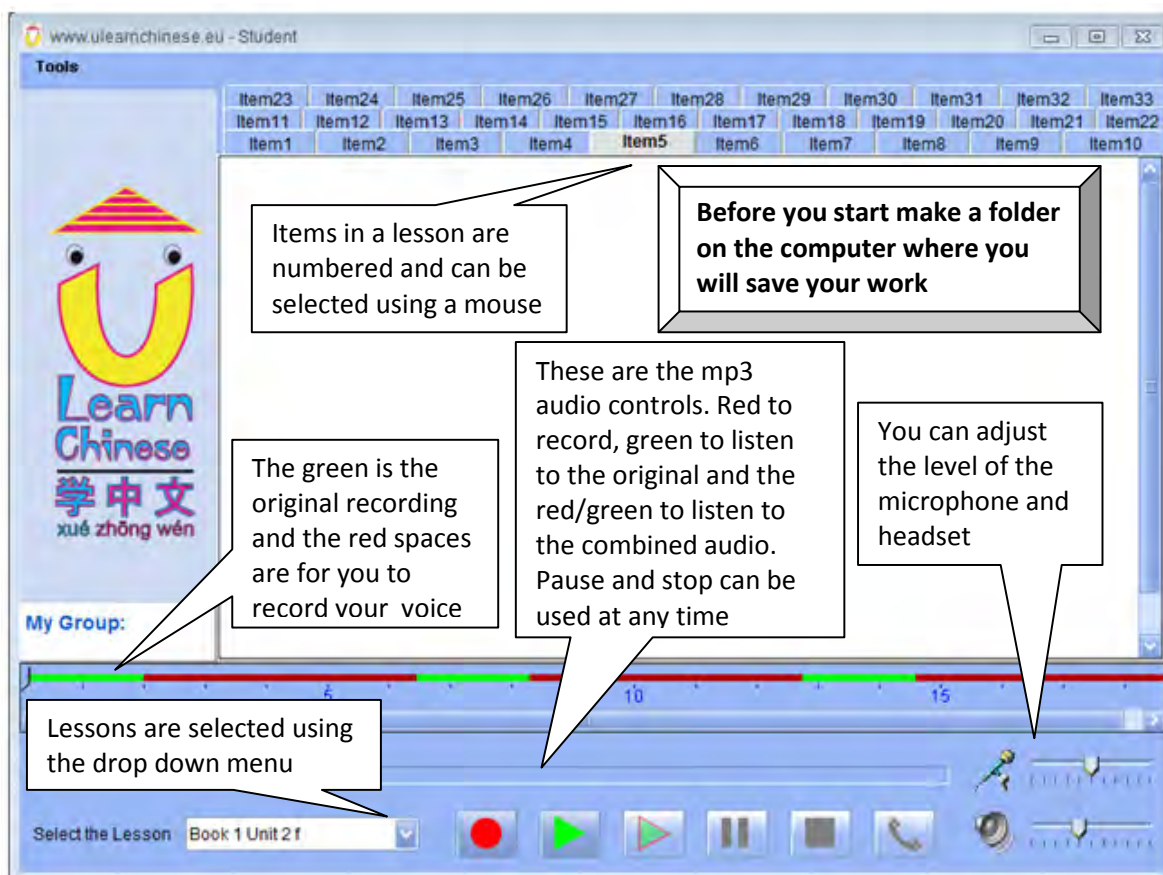
Hanban VirtualKeyboard: This enables learners to type any pinyin tone as well as Chinese punctuation and currency symbols. It can be used in parallel with the normal keyboard and the resulting text can be copied and pasted into any application where Unicode fonts are available.

汉办虚拟键盘能够让学习者输入任何拼音声调、汉语的标点符号、以及货币符号。虚拟键盘和普通键盘并行使用，输入的拼音能够复制和粘贴在任何带有统一代码的程序中。

ULearnChinese Soundbooth

《学中文》Soundbooth软件

This is a software based language lab that enables a learner, using a headset with microphone, to look at stimulus material, listen to audio recorded by a native speaker and then record their own voice, enter text or make choices to confirm their understanding. All the learner recordings are saved as mp3 files and can be played back by the learner for comparison with the original or they can be assessed by a teacher.

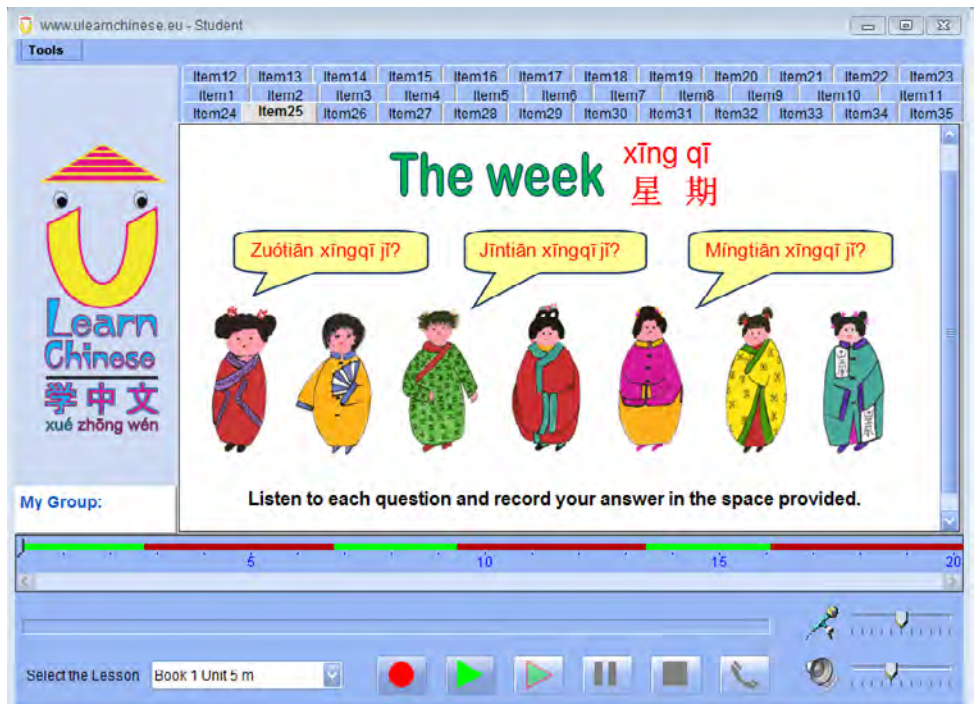




这是一套基于语言实验室的软件，使用带麦克风的耳机，能够让学习者观看令人兴奋的教材、聆听汉语母语者的录音、录制他们自己的发音、输入汉字、或者通过选择答案来检验他们的理解能力。学习者自己的录音将以MP3文件格式保存，能够被反复播放来和原声录音进行比较，或者由老师来进行评估。

A pinyin virtual keyboard for typing pinyin with all the tones can be selected from the Tools menu. This also has currency and Chinese punctuation.

可以在工具栏里选择使用一个用来输入拼音、带有全部声调的虚拟键盘。该键盘还包括货币符号和中文的标点符号。



ULearnChinese Voice

《学中文》YCT语音识别软件

To help older learners improve and achieve Chinese tone accuracy as well as help their understanding of spoken Chinese almost all the vocabulary for YCT has been included in ULearnChinese Voice. A learner, using a headset with microphone, selects and listens to the word or phrase they wish to use.

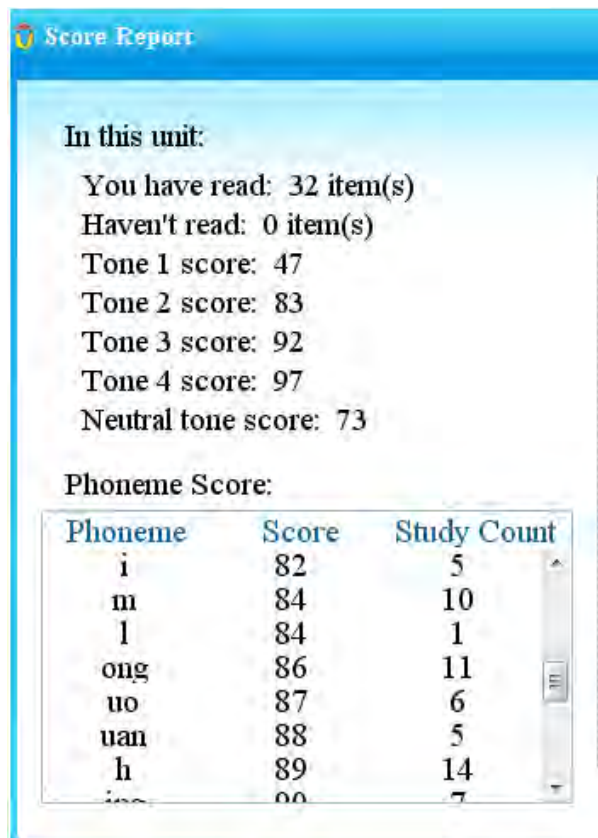
The screen displays a visual representation of the correct tones in blue. The learner clicks on record and clicks again when they have finished. Their tones are displayed in red superimposed on the correct tones.



为了帮助学习者改进发音、达到汉语声调的准确性、以及理解汉语口语，几乎所有的YCT词汇包括在《学中文》语音识别软件里。学习者使用耳机和麦克风，选择和聆听他们希望学习的词汇或短语。屏幕上用蓝色可见的线条表示正确的声调。学习者录制他们自己的发音。他们的声调用红色线条表示，与蓝色正确声调重叠显示。

Accuracy of both tones and phonemes is recorded as a summary so a learner can see how well they are progressing and where they have difficulties.

声调和音素的正确性被记录在小结报告中，学习者能够看到他们学习的进步和哪些地方有困难。



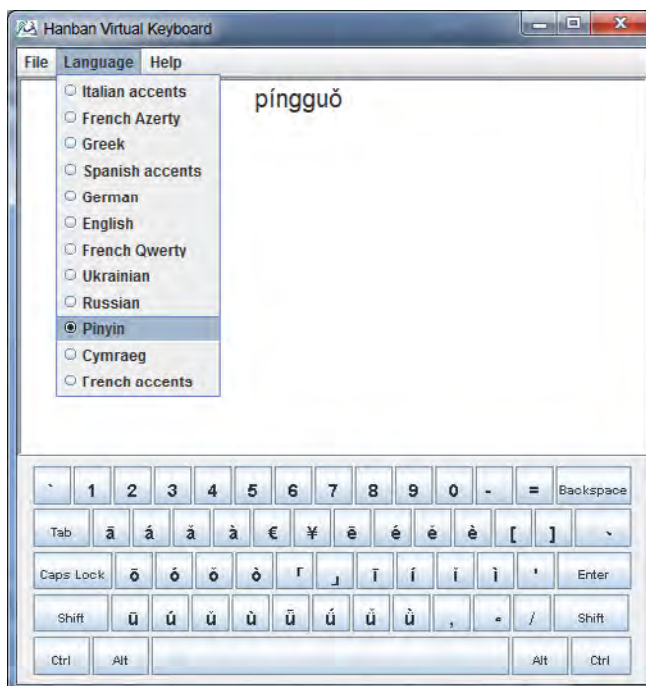
Hanban Virtual Keyboard

汉办虚拟键盘

Typing in pinyin with tone marks has been problematical for most Chinese learners. The ULearnChinese Hanban Virtual Keyboard has all 24 possible tones and can be used in two ways. A version is integrated into ULearnChinese Soundbooth but a stand-alone version is included in this pack.

输入带声调的拼音对大多数汉语学习者来说都是一个问题。《学中文》汉办虚拟键盘带有全部24个有声调的字母，能够以两种方式使用。《学中文》Soundbooth软件中带有这个虚拟键盘。套装教材内还提供单独的虚拟键盘软件。

A virtual Unicode keyboard, working in parallel to the normal keyboard, enables learners to type any pinyin tone into text. The text can then be copied and pasted into any other application.



一个虚拟的、统一代码的键盘和普通键盘并行使用。学习者能够输入拼音和声调。输入的拼音能够复制和粘贴在其他文件中。

This is the text from the virtual keyboard copied and pasted into MS Word in various fonts.

píngguǒ píngguǒ píngguǒ píngguǒ

这是通过虚拟键盘输入的拼音、复制和粘贴在微软Word程序中不同字体的例子。

Euro and Yuan currency symbols as well as Chinese punctuation are also included. Additional accents or extended keyboards support other European languages and we can provide keyboards for any other Unicode supported language on request.

欧元和人民币符号，以及汉语的标点符号也设计在虚拟键盘中。我们能针对欧洲其他带重音语言的键盘提供匹配的虚拟键盘。

ULearnChinese Toolbox

《学中文》工具箱

The ULearnChinese Toolbox CD contains all the resources a teacher may wish to use to support YCT teaching. The CD will autorun on any Windows PC XP Service Pack 2, or later. Installation instructions can be found on the sleeve of the disc case and once installed a 'Help' file is available on the menu.

《学中文》工具箱CD包括教师可能希望用来支持YCT教学的各种资源。CD将在任何Windows PC、Win XP SP 2或更高版本的系统里自动安装。CD封套上有详细的安装指示，一旦安装完毕，菜单里有“帮助”文件。

The screen displays an animated GIF of most characters included in the book when a word is selected. The relevant unit where the word first appears in the book is indicated as well as YCT and HSK levels.

Pinyin	Chinese	English	YCT	HSK	Book	Unit
ài	爱	to love	1	1	1	4
bā	八	eight	1	1	1	5
Běijīng	北京	Beijing	2	1	1	4
bù	不	not/no/negative	1	1	1	3
Chángshā	长沙	Chángshā			1	4
Chóngqìng	重庆	Chóngqìng			1	4
dà	大	big	1	1	1	1
de	的	linking particle	1	1	1	3
duō	多	many	1	1	1	5
èr	二	two	1	1	1	5
èrshí	二十	twenty		1	1	5
gāo xìng	高兴	happy	1	1	1	3
gè	个	classifier	1	1	1	5
gǒu	狗	dog	1	1	1	2
Guǎngzhōu	广州	Guǎngzhōu			1	4
guó	国	country		1	1	4
guójiā	国家	home country		3	1	4
hǎo	好	good well, fine	1	1	1	1

当选定一个汉字，屏幕上将演示汉字的书写笔划。书中出现的绝大多数汉字都有动画演示文件。在每个汉字首次出现的教学单元里，将注释汉字相关的YCT和HSK级别。

Worksheets can be displayed and printed and mp3 files of the word can be played on any compatible media player. For whole class teaching, and for use on interactive whiteboards, a PowerPoint version of each unit is provided with audio that can be played back to the class.

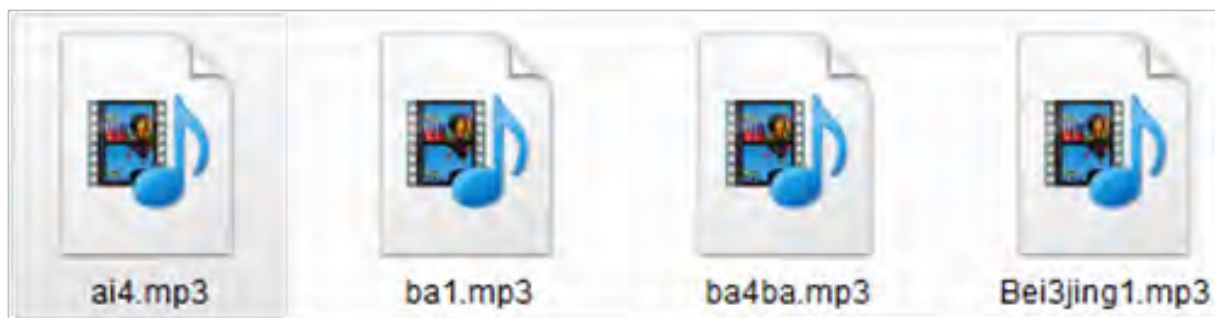
练习页能够被灵活地展示和打印。汉字的MP3文件能够在任何适配的媒体播放器上播放。针对使用互动智能白板、对全班进行教学的情况，工具箱里有每一个教学单元的PPT演示文件，配上音频，便于在教室里使用。

A Help file is provided to help teachers access these resources.

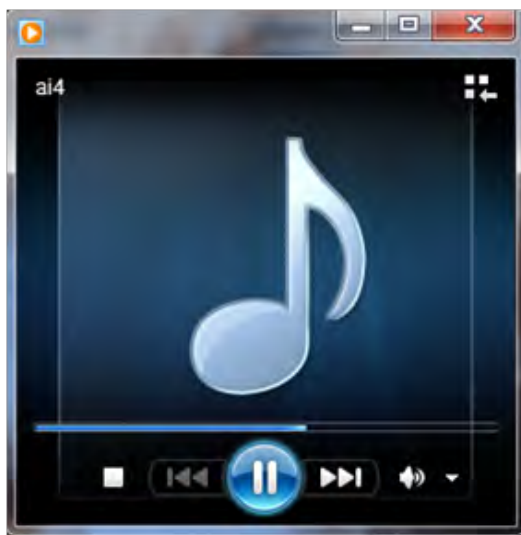
一个帮助文件用来协助老师获取这些资源。

Audio Files

音频文件



In the 'Audio' folder most of the words introduced at this level are provided as mp3 files. They may be displayed as pinyin names with the tone number or as thumbnails with the pinyin name.



在“Audio”（音频）的文件夹里，以MP3格式，提供了大多数在这个阶段学习过的词汇的音频文件。文件名以词汇的拼音和声调一起显示，或者以拼音的缩略图显示。

These can be replayed using the default media player by simply double clicking on the file name or by right clicking and selecting 'open with' and the choosing a specific media player.

能够简单地双击这些音频文件，以默认的媒体播放器播放；或者单击鼠标右键，

Name	Size
ai4.mp3	156 KB
ba1.mp3	183 KB
ba4ba.mp3	134 KB
Bei3jing1.mp3	173 KB
bi2zi.mp3	63 KB

在“打开方式”中选择希望的媒体播放器。

Each word is recorded three times with a silence between the words to give learners time to practice.

每个词汇朗读三次，中间有停顿，便于学习者跟着练习。

Alternatively the audio track can be edited or combined with other tracks using any audio editor e.g. Audacity, and the mp3 files can be provided to learners for use at home by copying them on to memory sticks.

另外，这些音频文件能够被编辑，或者使用音频编辑软件，比如 Audacity，与其他音频文件编辑在一起。这些MP3 文件能够拷贝在U盘上，提供给学习者在家使用。

Animated GIFs

动画演示文件

In the 'Gifs' folder most of the words introduced at this level are provided as 'animated gifs'. They may be displayed as thumbnails or as a list with their pinyin name and tone number.

在“Gifs”（动画演示）文件夹中，提供了大多数在这个阶段学习过的词汇的动画演示文件。文件以缩略图或者带有拼音和声调的名单方式显示。

They can be displayed by dragging the required file into most Internet browser windows when the animation will start. There are also gif viewers which can capture the completed image for use in handouts.

这些动画文件能够在大多数互联网浏览器中播放。动画演示过程的完整图像能够用 GIF 软件获取，用于发放给学生的课件。

The files can also be inserted into PowerPoint presentations and the animation will be seen when the presentation is run.



这些动画文件也能插入PPT演示文件中。

For each character the animated gif shows the order in which strokes should be drawn with radicals shown in red. The timing of the drawing has been set so learners can draw at the same time as watching. Where there are two characters they are drawn in order.

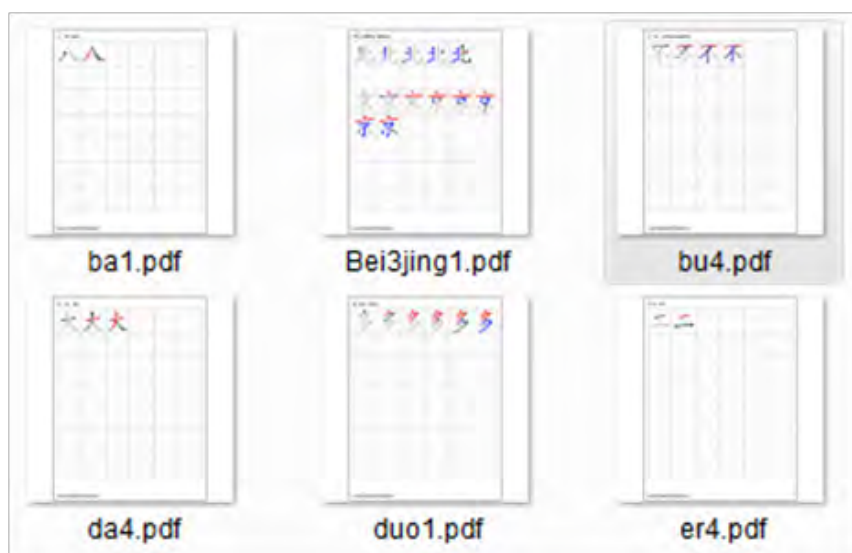
动画演示将显示每一个汉字正确的书写笔画顺序，偏旁部首用红色显示。笔画顺序演示的时间已经被合理设定，学习者能够在观看的同时练习书写。假如有两个汉字，会按照先后顺序演示。

Character worksheets

汉字练习页

In the “Worksheets” folder are PDFs of worksheets for almost all the characters introduced at this level.

在“Worksheets”（练习页）的文件夹里，以PDF格式，提供了大多数在这个阶段学习过的词汇的练习页。



The files are identified by pinyin names with tone numbers.

These can be printed to provide learners with worksheets for character drawing. If printed in colour the radicals are shown as red

文件以拼音和声调一起命名，能够打印来提供给学习者练习汉字的书写。如果用彩色打印机，汉字的偏旁部首显示为红色。

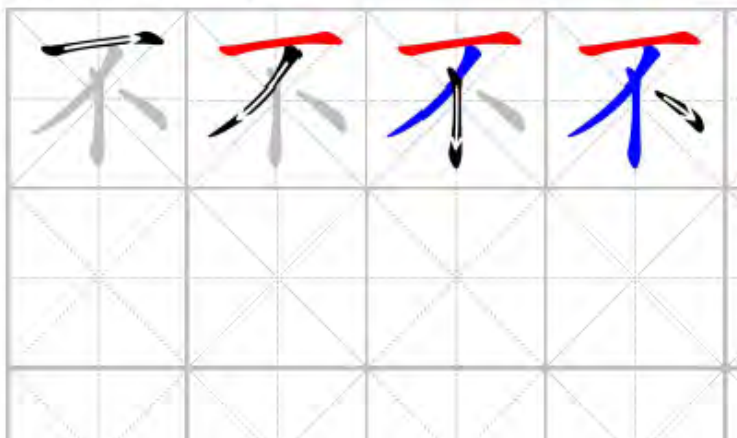
At the top of the page the Chinese character is displayed with the pinyin, with tone marks, and the meaning.

在每一页的左上角，显示汉字、拼音、声调和英文的意思。

The Chinese characters are displayed on a diagonal background being built up in stroke order with the direction of the stroke shown by an arrow.

汉字显示在田字格里，一步步用带箭头的笔画展示汉字书写的整个顺序。

不 bù not/no/negative



Empty grids are then left for the learner to practise drawing the character. Where there are two or more characters the next character is placed lower down on the sheet so it also can be drawn.

空白的田字格留给学习者练习汉字书写。每张练习页可能会有三个汉字的练习。

PowerPoint presentations PPT演示文件

For each of the five units in each level a PowerPoint presentation has been included. This covers the same vocabulary as the student book and is designed as an alternative means of delivery for a teacher. It is designed to be shown using a data projector with audio output and can be used on an interactive whiteboard.

《学中文》一到六册，每册的五个教学单元都有各自的PPT演示文件。文件包括和教材一样的词汇，设计来为教师提供另外的授课方式。文件通过带音频输出的数字投影机，能够在智能白板上使用。

Each of the words that is introduced has an audio hyperlink with a recording that can be played back to the class.



每个已经学习过的词汇有音频链接，能够在授课时播放。

Each word is recorded three times with a pause enabling the class to repeat the word or phrase together.

每个词汇朗读三次，中间有停顿，便于学生在教室里一起跟着练习。

ULearnChinese Web

《学中文》网

www.ulearnchinese.eu

The web site not only has links for purchasing additional text books and workbooks but additional resources that are not included in the pack. These include Lotto and Flash card games, additional work book exercises, classroom management phrases for local teachers, interactive YCT exams for practice, and a full YCT vocabulary list with characters, pinyin and translation.

All Confucius Institutes, Classrooms and Hanban teachers have access to this resource but registration is necessary following which a password will be issued.

Trade Accounts | Your Basket: 0 item(s) | Checkout

Learn Chinese
学中文
xué zhōng wén

'ULearnChinese' is a new approach to teaching Chinese language, history and culture. "This approach to language learning is so logical and in a way it - phrases, colours, images and audio technology make it fun and easy to learn".
Jane Tompkins, Confucius Classroom Manager, King Edward VI School, King's Lynn

Home
About us
Testimonials
Trade accounts
Resource center
Contact us
News
Training
Products

Latest News:

Welcome to ULearnChinese

ULearnChinese was written and designed in the UK in co-operation with Hanban (Confucius Institute Headquarters) and the Confucius Institute at the University of Wales Trinity Saint David. It is a flexible and user-friendly resource for teachers of Chinese, whether native or non-native speakers of the language, aimed at students from 8 to 18.

The teacher pack consists of a printed text book, workbook and teacher's guide. In addition, the pack contains CDs with pdfs of all the pages in the text book and workbook for local printing, PowerPoint presentations of each unit, mp3 audio files of all the vocabulary recorded by male and female speakers, an interactive language lab, tone recognition software, animated gifs of all the characters and worksheets for character drawing are also included.

Click on the images below for more information.

ULearnChinese Pack Components

Available in Levels 1 to 8

Buy Now
View Sample Pages
Virtual Keyboard

Chinese Language Publishing Ltd
Spinney, Holford, Strigwater
TAS 11AC, United Kingdom

Contact:
Kate.Harrison@ulearnchinese.eu
Tel: +44(0)1273 741829

Home | About us | Products | Trade accounts | Resource center | Contact us | News | Training

学习者不仅能够能够在《学中文》网站订购额外的教材和练习手册，还能够下载不包括在套装教材里的额外资源。这包括Lotto卡片、识字卡游戏、练习手册的额外练习、为当地教师准备的教室管理短语、互动的YCT考试练习、以及带有汉字、拼音和翻译的全部YCT词汇。

在登记注册、获得密码之后，孔子学院、孔子课堂和汉办的所有老师能够在《学中文》网站上获得以上资源。

ULearnChinese Student Toolbox

《学中文》 YCT一级版本第一册的工具箱CD

www.ulearnchinese.eu

The ULearnChinese Student Toolbox CD is a vital tool for any teacher or student. It contains all the vocabulary for ULearnChinese covering YCT1 with additional useful words to help a student learn Chinese. The ULearnChinese Student Toolbox CD is menu driven and can be run on any pc with Win XP SP2 upwards. It contains the following components.

- Indexed vocabulary: All the vocabulary used is presented with the Chinese character, pinyin and meaning. By clicking on a word all the associated files can be accessed by clicking on the appropriate button.
- Audio files: mp3 files of all the recorded audio, using male and female voices, are provided for each unit. These can be replayed using any compatible media player.
- Animated gifs: These animated gifs can be used to show the stroke order to be followed. Animated gifs are provided for every character in YCT 1.
- Worksheets: These are provided, as PDFs, for every character. These can be printed as required. Radicals are shown in red if colour printing is available.

《学中文》YCT版本第一册的工具箱CD是所有老师和学生的重要工具。它包含《学中文》里涵盖的YCT一级词汇以及为帮助学生学习汉语的额外词语。

《学中文》YCT版本第一册的工具箱CD采用菜单驱动模式，能够在任何装有Win XP SP2系统或更高系统的电脑上运行。工具箱CD包括以下组件：

- 词汇索引：全部使用过的词汇用汉字、拼音和英文意思展现。通过点击一个字和正确的按钮，能够访问全部相关文件。
- 音频文件：提供每一个单元的、所有录制音频的MP3格式的文件，包括男声和女声发音。音频文件能够用兼容的媒体播放器播放。
- 动画演示：这些动画演示用来展示汉字书写的笔画。提供YCT一级全部汉字的动画演示文件。
- 练习页：每个汉字的练习页以PDF格式提供，能够根据需求打印。偏旁部首显示为红色，如果用彩色打印机打印，便于识别。



You can visit us at **www.ulearnchinese.eu**, and follow us on
twitter: **@ulearnchinese**.

To contact us via telephone, please call +44 (0)5603 457146,
or via email at teacher.support@ulearnchinese.eu